



TOSL Team Management

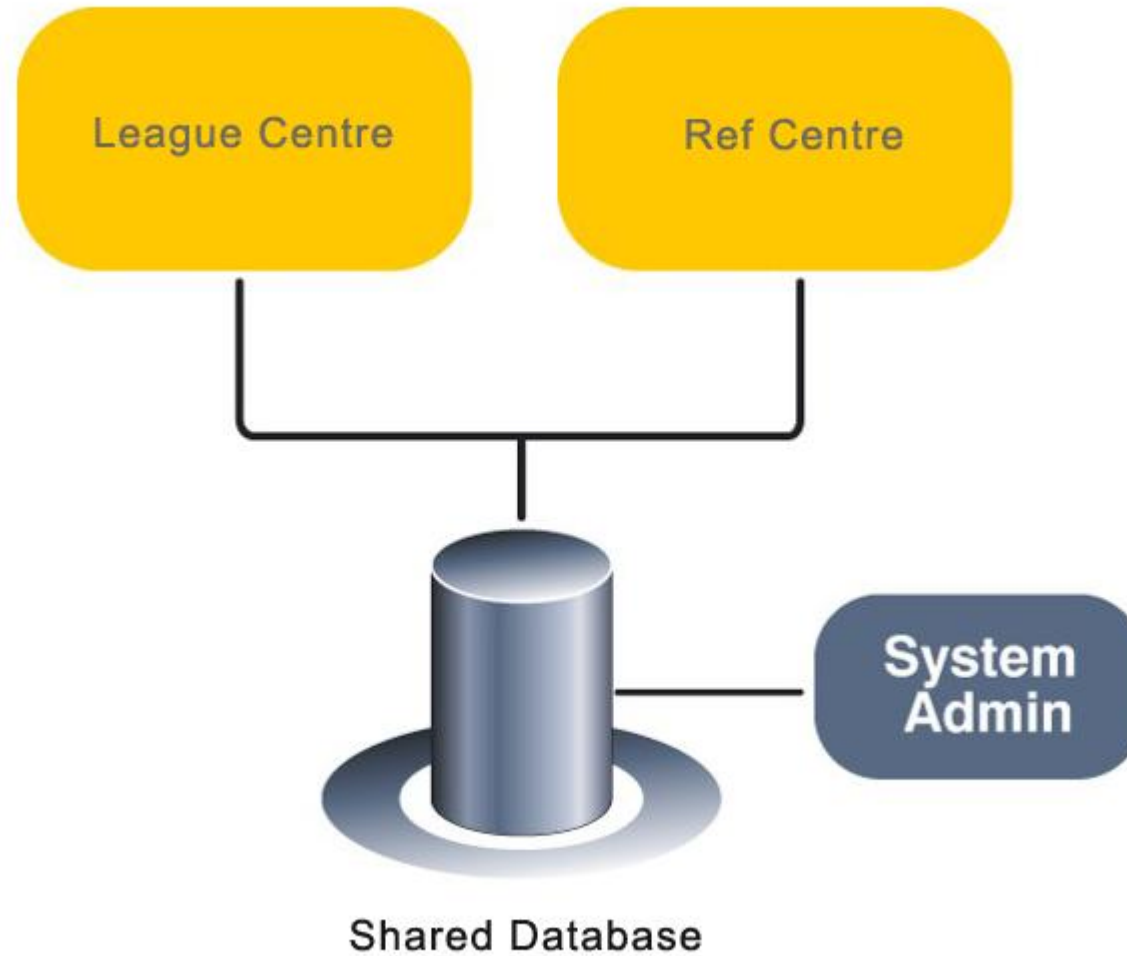


About E2E Soccer

- Company was founded in 2003
- We are located in Ottawa
- We provide IT solutions for the soccer community
- Our products allow our customers to automate their operations in a cost-effective manner
- Our goal is to provide the customer with an end to end or E2E solution



The TOSL solution



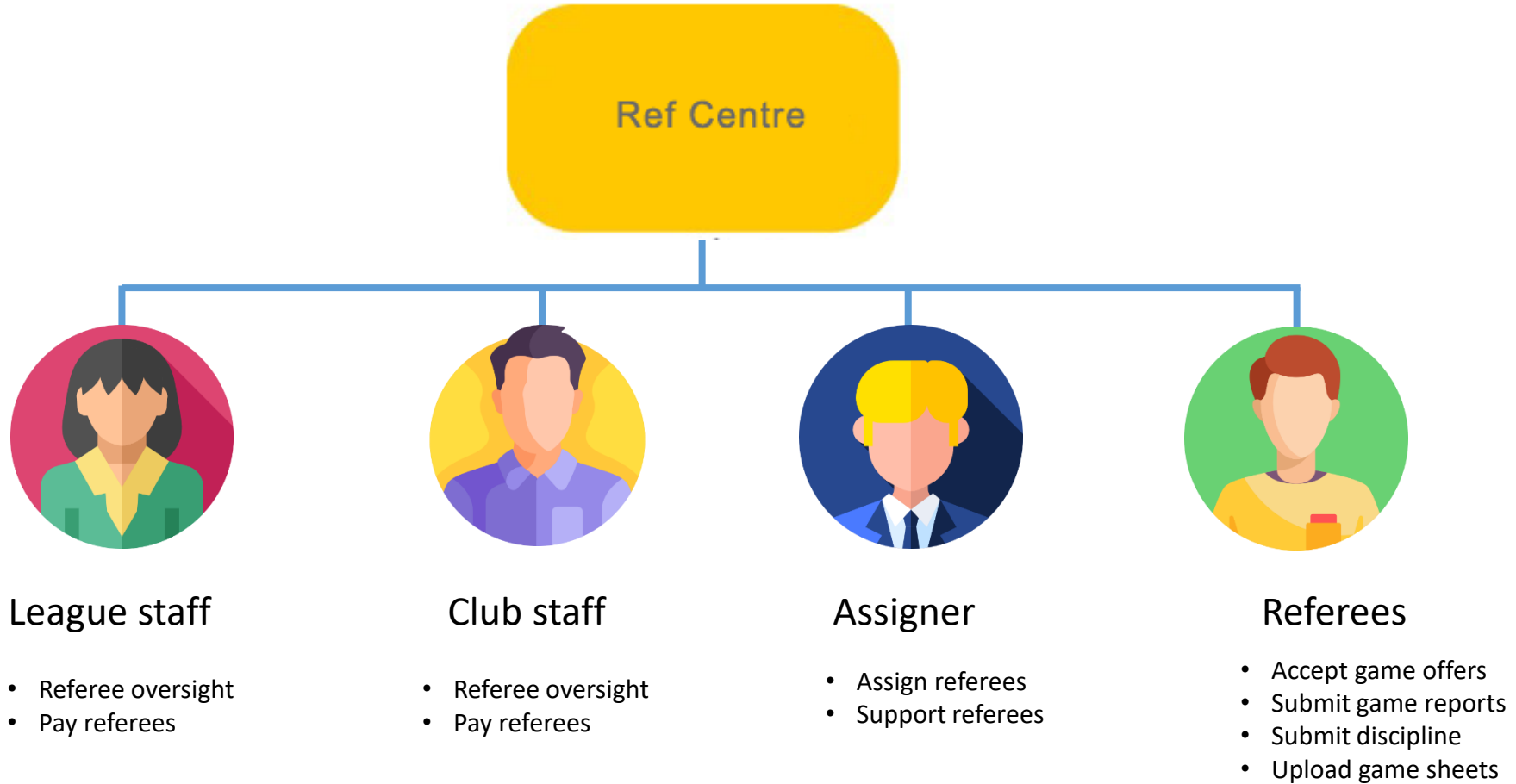


League management roles and responsibilities





Referee management roles and responsibilities





The TOSL website is now at <https://tosoccerleague.ca/>



Recognize the symptoms of a concussion

APRIL 18, 2022

Rowan's Law, tries to improve concussion safety in amateur sport.



2024 TOSL Application (U8-U12)

JANUARY 3, 2024

The following Application is due Friday March 15, 2024.



Follow your team on our mobile app

APRIL 18, 2022

The app is free to use and available on Apple and Android


- Next Game
- Team Schedule
- Team Results
- Team Statistics
- Team Roster
- Select Team
- Team Management

figure your home page



Each team manager and coach is required to set up an account with the site.

To do this go to the My Team and select Team Management



Soccer League

2025 IModel Coaches Meeting Recording



Soccer League

Carry-Over Suspensions for 2025



Soccer League

2025 IModel Group Draws for Qualifying

Team Management

If you have a team management account please log in below

Email address

Password

Remember me

[Forgot your password?](#)

If you don't have a team management account you can create one below with the activation code provided to you.

Activation code

Select your club

To activate your account, go here and enter this activation code.

TOSL26! (case sensitive)

Choose your club's name from the drop-down menu

Then click the Activate button

Team Management

This section is applicable for teams participating in the Central Region IModel League

By signing this document I agree that I, the undersigned have read the IModel Rules and Regulations for the Year 5 Central Region Pilot Project. I understand that this document is required as a condition of playing in the IModel Pilot in the Central Region in 2026. I understand that if any changes are made to these Rules and Regulations at any time during the season the most current version of the Rules and Regulations can be found on the Ontario Soccer IModel website and it is my responsibility to ensure that I am always using the most current version of the Rules and Regulations

<https://www.ontariosoccer.net/imodel>

I agree to abide by the IModel Rules and Regulations and ensure that any other team officials associated with the team indicated below will also abide by these rules.

This section is applicable for teams participating in the TO Soccer League

By signing this document I agree that I, the undersigned have read the TOSL Rules and Regulations for the 2026 Outdoor Season. I understand that this document is required as a condition of playing in the TOSL in 2026. I agree to abide by the TOSL Rules and Regulations and ensure that any other team officials associated with the team indicated below will also abide by these rules.

<https://tosoccerleague.ca/rules-regulations-u8-u9/>

<https://tosoccerleague.ca/rules-and-regulations-u10-u13/>

<https://tosoccerleague.ca/about/rules-and-regulations-u14-u18/>

I Agree

All team officials will be required to agree to the reading of the Rules & Regulations.

Team Management

Team

Position

First Name

Last Name

Email address

Phone Number

Registration # *(Leave blank if unknown)*

NCCP # *(Leave blank if unknown or not applicable)*

Password

Retype password

Activate Account

Make sure that you select the correct team here

Fill in the rest of the page and click the Activate Account button

Team Management

Test Team

☰ GAMES ⚙️ SET UP 👤 CONTACT ? HELP

Primary shirt color:

Primary shorts color:

Alternate shirt color:

Alternate shorts color:



Update Uniform

You will now be taken to the Team Management module

There are 4 tabs in this module

- Games
- Set Up
- Contact
- Help

Click on the 3 lines to open the submenus for each tab.

Team Management

Test Team

- GAMES
- SET UP
- CONTACT
- HELP

- Uniform
- Roster
- Shirt Numbers
- Privacy
- My Account
- My Certification
- Logout

Uniform selection area with two soccer kits, each with a red question mark on the shirt. Below the kits is an "Update Uniform" button.

In each tab is a series of tools

Click on the button to visit that tool



Team Management

Test Team

  GAMES  SET UP  CONTACT  HELP

Primary shirt color:

Primary shorts color:

Alternate shirt color:

Alternate shorts color:

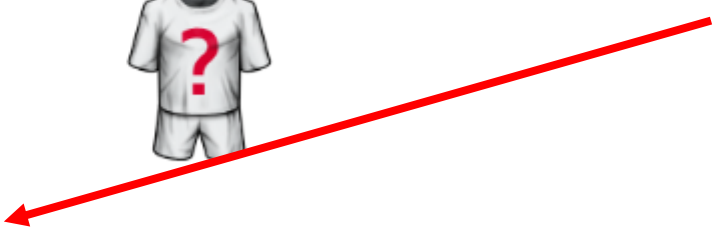


Update Uniform

Start in the Set Up menu

First enter your uniform by selecting your shirt and shorts in the drop downs

Click the Update Uniform button to save



2024 TOSL League Wide Break- July 27-August 11

✓ Your teams uniform has been updated

edit

Team Management

Test Team

☰ GAMES ⚙️ SET UP 👤 CONTACT ? HELP

Primary shirt color:

Primary shorts color:

Alternate shirt color:

Alternate shorts color:



Update Uniform

A green message will tell you that the action was successful

It will be red if there is a problem

T.O. Soccer League Customize 2 New Edit Page Oxygen

2024 TOSL League Wide Break-July 27-August 11

Howdy, E2E Support

Player has been added to the roster

T.O. Soccer League

Home Page About My Team Games

Team Management

Test Team

GAMES SET UP CONTACT HELP

Add Single Player Import from CSV

First Name Last Name

Joe Smith

Jersey # (optional) Registration #

Date of birth

yyyy-mm-dd

Email address (optional)

joe@e2esoccer.com

Phone Number (optional)

Format: 212-555-1212

Save Player Cancel

Now stay in the set-up menu and select the Roster tool

Now enter your players

You can add them one at a time

or

You can import a csv file of your roster

Again, note the green box indicating my player was added to my roster.

Test Team

☰ GAMES ⚙️ SET UP 👤 CONTACT ? HELP

Add Single Player Import from CSV

First Name: Last Name:
Jersey # (optional): Registration #:
Date of birth:
Email address (optional):
Phone Number (optional):

[Save Player](#) [Cancel](#)

The following players are currently registered to your team.

Show entries Search:

#	First Name	Last Name	Email	Reg #		
10	Steve	FORREST		8571165125	edit	delete


Showing 1 to 1 of 1 entries

Previous Next

After the player has been added he or she will be listed in the table below the buttons

If you need to edit or delete the player use these links

Test Team



To obtain a blank game sheet scroll to the bottom of the drop down list

Select game

Players

Steve FORREST

Team Officials

Andrew Holden

Suspended

None

[Generate Gamesheet](#)

Game Sheet Process:

You will only be able to print one page at a time but give all 3 sheets to the referee.

Click on the link below to open up a game sheet in a new window errors on your game sheet please inform the referee so that the errors can be corrected

Print out 3 copies of the game sheet. Sign each game sheet and provide them to the referee.

Click on [Generate Gamesheet](#) to open up your game sheet in a new window.

After you have entered your roster you can create a gamesheet

To do this go to the Games tab.

Click the 3 lines icon to see the options under Games, click gamesheets.

Choose your players who will be attending the game and click [Generate Gamesheet](#)

A gamesheet will appear in a new window.

Print it out and bring it to the game

Test Team

☰ GAMES ⚙️ SET UP 👤 CONTACT ? HELP

+ Call Up List 📄 Game Call Ups

If Call Up's are required, go to Games/Call Ups.

Warning

Please note that this tool does not check if the players you have selected are eligible for a call up
It is your responsibility to check the published rules of Ontario Soccer and the league to ensure that the players you have selected are eligible to be called up to your team
To call up a player you must first create a call up list for your team.

You can choose a player from within your club that is already playing in the league.

Or you can add a player from another league.

Option 1 - Add a Club player

Select from other league players from your club

Option 2 - Enter players from another league:

First Name

Family Name

Residenting Number

Date of Birth

Player's League

Add Player

Team Management

Test Team

☰ GAMES ⚙️ SET UP 👤 CONTACT ? HELP

+ Call Up List 📄 Game Call Ups

Select a game

#482 - 2024-03-26 (Test Team -vs- Test Team Blue)

Select a game

#482 - 2024-03-26 (Test Team -vs- Test Team Blue)

	Name	Reg #	DOB	League	Team Name
<input checked="" type="checkbox"/>	Mick Jagger		2012-05-30	House League	

Showing 1 to 1 of 1 entries

Previous 1 Next

Update Player(s)

Once your player has been added to the league database, click on Game Call Ups.

Select a game from your schedule.

Click the box beside the player's name, click update player(s).

A green message in the upper right corner will confirm it being added to the roster for the game.



Team Management

Test Team

Navigation menu with options: GAMES, SET UP, CONTACT, HELP. A dropdown menu is open under GAMES, listing: Game Sheets, Game Report, Modify Reports, Schedule, Call Ups, Discipline, Team Fines, Logout. A red arrow points to the Game Report option. A 'Next' button is visible below the dropdown.

After the game go to the Game Report tool to submit a report

Follow the instructions to completion

When both teams have entered a game report the standings will be updated

Team Management

Test Team |

☰ GAMES ⚙️ SET UP 👤 CONTACT ? HELP

👤 My Team 👤 Other Team Contacts



Team Officials

Name	Email	Phone	Position
Andrew Holden	holdena1@noemail.com	222-222-2222	Team Head Coach

Players

Name	Email	Phone	Position
------	-------	-------	----------

When you click on Contact, there are 2 tabs:

- My Team
- Other Team Contacts

Please use this when contacting your team or opponents.

Please contact the TOSL staff in you need assistance setting up your Team Management account