



TOSL Team Management

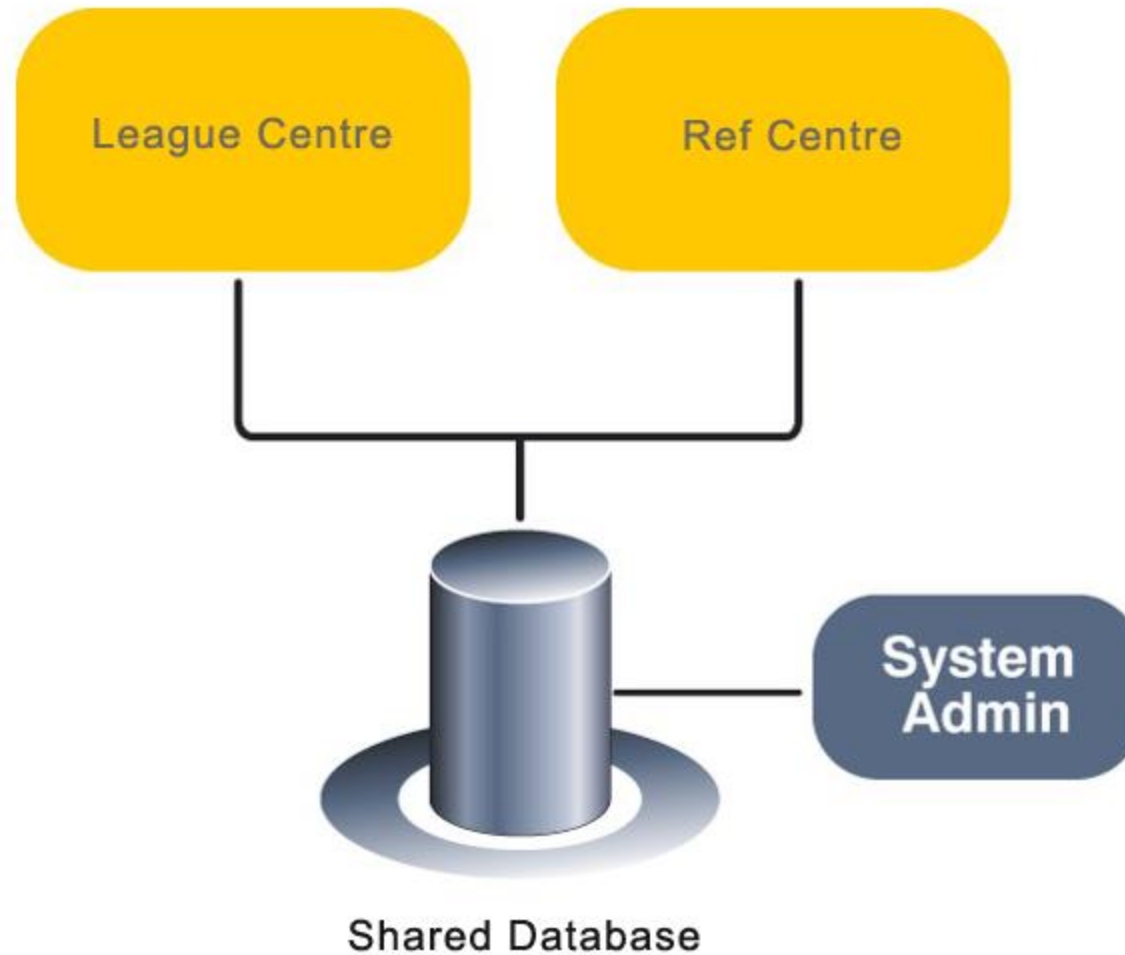


About E2E Soccer

- Company was founded in 2003
- We are located in Ottawa
- We provide IT solutions for the soccer community
- Our products allow our customers to automate their operations in a cost effective manner
- Our goal is to provide the customer with an end to end or E2E solution



The TOSL solution



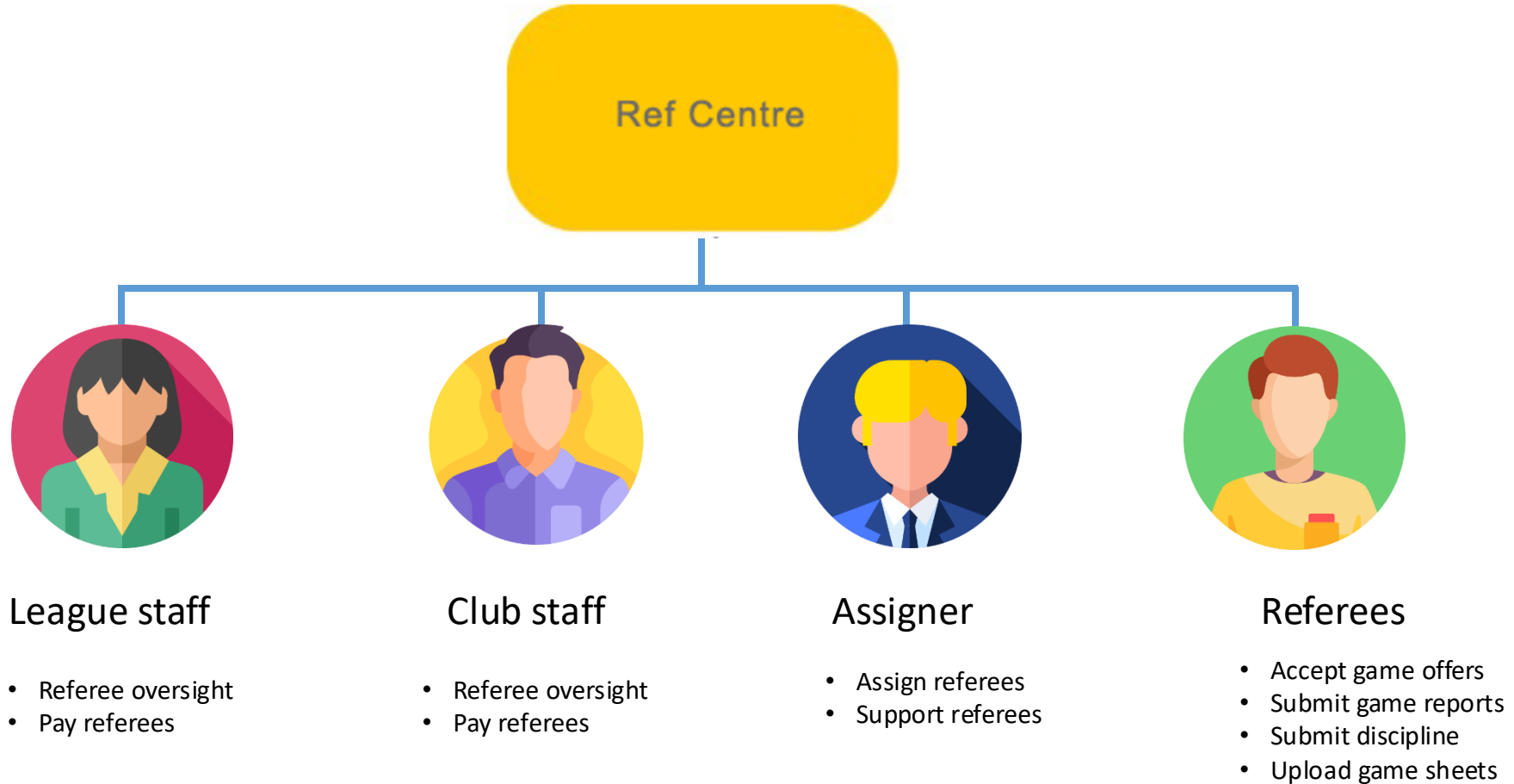


League management roles and responsibilities





Referee management roles and responsibilities





The TOSL website is now at

<https://tosoccerleague.ca/>



Recognize the symptoms of a concussion

APRIL 18, 2022

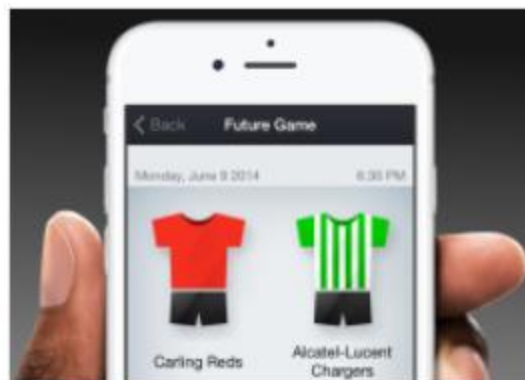
Rowan's Law, tries to improve concussion safety in amateur sport.



2024 TOSL Application (U8-U12)

JANUARY 3, 2024

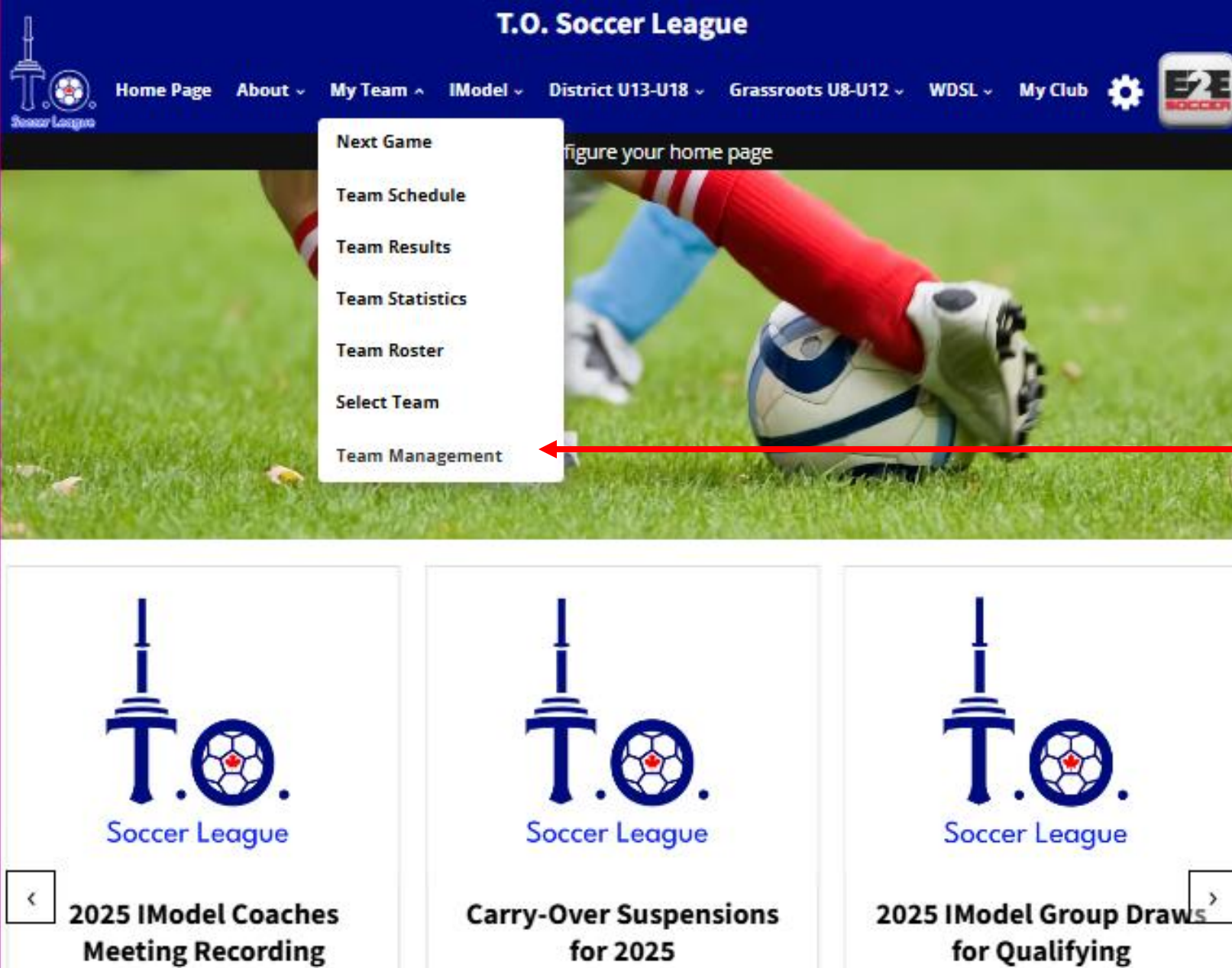
The following Application is due Friday March 15, 2024.



Follow your team on our mobile app

APRIL 18, 2022

The app is free to use and available on Apple and Android



Each team manager and coach is required to set up an account with the site.

To do this go to the My Team and select Team Management

Team Management

If you have a team management account please log in below

Email address

Password

☐ Remember me

[Forgot your password?](#)

If you don't have a team management account you can create one below with the activation code provided to you.

Activation code

Select your club

To activate your account, go here and enter this activation code.

TOSL25\$ (case sensitive)

Choose your club's name from the drop-down menu

Then click the Activate button

Team Management

This section is applicable for teams participating in the Central Region IModel League

By signing this document I agree that I, the undersigned have read the IModel Rules and Regulations for the Year 3 Central Region Pilot Project. I understand that this document is required as a condition of playing in the IModel Pilot in the Central Region in 2024.

I understand that if any changes are made to these Rules and Regulations at anytime during the season the most current version of the Rules and Regulations can be found on the Ontario Soccer IModel website and it is my responsibility to ensure that I am always using the most current version of the Rules and Regulations.

<https://www.ontariosoccer.net/imodel>

I agree to abide by the IModel Rules and Regulations and ensure that any other team officials associated with the team indicated below will also abide by these rules

This section is applicable for teams participating in the TO Soccer League

By signing this document I agree that I, the undersigned have read the TOSL Rules and Regulations. I understand that this document is required as a condition of playing in the TOSL in 2024.

I understand that if any changes are made to these Rules and Regulations at anytime during the season the most current version of the Rules and Regulations can be found on the TOSL website and it is my responsibility to ensure that I am always using the most current version of the Rules and Regulations.

www.tosoccerleague.ca

I agree to abide by the TOSL Rules and Regulations and ensure that any other team officials associated with the team indicated below will also abide by these rules.

I Agree

All team officials will be required to agree to the reading of the Rules & Regulations.

Team Management

Team

Team Blue

Position

Team Head Coach

First Name

Andrew

Last Name

Oldham

Email address

andrew@rollingstones.com

Phone Number

551-552-5582

Registration # *(Leave blank if unknown)*

SEOS646196

NCCP # *(Leave blank if unknown or not applicable)*

Password

Retype password

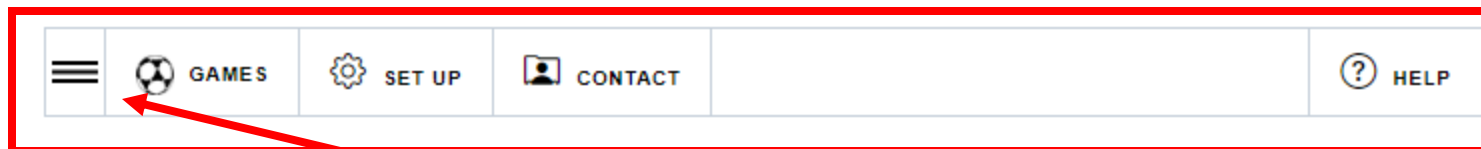
Activate Account

Make sure that you select the correct team here

Fill in the rest of the page and click the Activate Account button

Team Management

Test Team



Primary shirt color:

Select a shirt colour

Primary shorts color:

Select a short colour

Alternate shirt color:

Select a shirt colour

Alternate shorts color:

Select a short colour




Update Uniform

You will now be taken to the Team Management module

There are 4 tabs in this module



- Games
- Set Up
- Contact
- Help

Click on the 3 lines to open the submenus for each tab.




T.O. Soccer League

[Home Page](#) [About](#) [My Team](#) [Games](#)




Team Management


Test Team




GAMES




SET UP





CONTACT





HELP


 Uniform


 Roster


 Shirt Numbers


 Privacy

 My Account

 My Certification

 Logout










Update Uniform

In each tab is a series of tools

Click on the button to visit that tool

Team Management

Test Team

	 GAMES	 SET UP	 CONTACT	 HELP
---	---	--	---	--

Primary shirt color:

Primary shorts color:

Alternate shirt color:

Alternate shorts color:



Update Uniform

Start in the Set Up menu

First enter your uniform by selecting your shirt and shorts in the drop downs


Click the Update Uniform button to save

T.O. Soccer LeagueCustomize20NewEdit PageOxygen



2024 TOSL League Wide Break- July 27-August 11

Howdy, Eze Support

✓ Your teams uniform has been updated


T.O. Soccer League


Home PageAboutMy TeamGames





Team Management

Test Team

GAMES

SET UP

CONTACT



HELP

Primary shirt color:

Primary shorts color:

Alternate shirt color:

Alternate shorts color:




Update Uniform

A green message will tell you that the action was successful

It will be red if there is a problem



2024 TOSL League Wide Break- July 27-August 11

Player has been added to the roster





T.O. Soccer League


Home PageAboutMy TeamGames





Team Management


Test Team


 GAMES

 SET UP

 CONTACT

 HELP

 Add Single Player

 Import from CSV

First Name

Joe

Jersey # (optional)

Date of birth

yyyy-mm-dd

Email address (optional)

joe@e2esoccer.com

Phone Number (optional)

Format: 212-555-1212

Last Name

Smith

Registration #

SEOS12345678

Save Player

Cancel

Now stay in the set up menu and select the Roster tool

Now enter your players

You can add them one at a time

or

You can import a csv file of your roster

Again note the green box indicating my player was added to my roster.

Test Team

GAMES

SET UP

CONTACT

HELP

Add Single Player

Import from CSV

First Name

Joe

Last Name

Smith

Jersey # (optional)

Registration #

SEOS12345678

Date of birth

yyyy-mm-dd

Email address (optional)

joe@e2esoccer.com

Phone Number (optional)

Format: 212-555-1212

Save Player

Cancel

The following players are currently registered to your team.

Show

100

 entries

Search:

#	First Name	Last Name	Email	Reg #		
10	Steve	FORREST		SEOS5587416	edit	delete

Showing 1 to 1 of 1 entries

After the player has been added he or she will be listed in the table below the buttons

If you need to edit or delete the player use these links

Test Team

GAMES

SET UP

CONTACT

HELP

To obtain a blank game sheet scroll to the bottom of the drop down list

Select game

Blank game sheet

Players

☒ Steve FORREST

Team Officials

☒ Andrew Holden

Suspended

None

Generate Gamesheet

Game Sheet Process:

You will only be able to print one page at a time but give all 3 sheets to the referee.

Click on the link below to open up a game sheet in a new window errors on your game sheet please inform the referee so that the errors can be corrected

Print out 3 copies of the game sheet. Sign each game sheet and provide them to the referee.

Click on Generate Gamesheet to open up your game sheet in a new window.

After you have entered your roster you can create a gamesheet

To do this go to the Games tab.

Click the 3 lines icon to see the options under Games, click gamesheets.

Choose your players who will be attending the game and click Generate Gamesheet

A gamesheet will appear in a new window.

Print it out and bring it to the game

Warning

Please note that this tool does not check if the players you have selected are eligible for a call up

It is your responsibility to check the published rules of Ontario Soccer and the league to ensure that the players you have selected are eligible to be called up to your team

To call up a player you must first create a call up list for your team.

Option 1 - Add a Club player

Select from other league players from your club

Select a club player

- or -

Option 2 - Enter players from another league:

First Name

Mick

Family Name

Jagger

Registration Number

SEOS7667576

Date of Birth

2012-05-30

Player's League

District League

House League

Add Player

If Call Up's are required, go to Games/Call Ups.

You can choose a player from within your club that is already playing in the league.

Or you can add a player from another league.

Team Management

Test Team

 GAMES

 SET UP

 CONTACT

 HELP

 Call Up List

 Game Call Ups

Select a game

#482 - 2024-03-26 (Test Team -vs- Test Team Blue)

Select a game

#482 - 2024-03-26 (Test Team -vs- Test Team Blue)

	Name	Reg #	DOB	League	Team Name
<input checked="" type="checkbox"/>	Mick Jagger	SEOS7667576	2012-05-30	House League	

Showing 1 to 1 of 1 entries

Previous 1 Next

Update Player(s)

Once your player has been added to the league database, click on Game Call Ups.

Select a game from your schedule.


Click the box beside the player’s name, click update player(s).


A green message in the upper right corner will confirm it being added to the roster for the game.


- A. Serious foul play
B. Violent conduct
C. Spits at an opponent
D. Denies an obvious goal scoring opportunity by hand ball
E. Denies an obvious goal scoring opportunity by foul
F. Offensive or insulting language or gesture directed at a game official
G. Offensive or insulting language or gesture not directed at a game official
H. Receives a 2nd caution when at least one caution was for an offense directed at a game official
I. Receives a 2nd caution when neither caution was for an offense directed at a game official


Team Management


Test Team



 GAMES

 SET UP

 CONTACT

 HELP

Game Sheets

Game Report

Modify Reports

Schedule

Call Ups

Discipline

Team Fines

Logout

Next





After the game go to the Game Report tool to submit a report

Follow the instructions to completion

When both teams have entered a game report the standings will be updated

Team Management

Test Team

	 GAMES	 SET UP	 CONTACT	 HELP
---	---	--	---	--

 My Team	 Other Team Contacts
---	---

Team Officials

Name	Email	Phone	Position
Andrew Holden	holdena1@noemail.com	222-222-2222	Team Head Coach

Players

Name	Email	Phone	Position
------	-------	-------	----------

When you click on Contact, there are 2 tabs:

- My Team
- Other Team Contacts

Please use this when contacting your team or opponents.

Please contact the TOSL staff in you need assistance setting up your Team Management account